



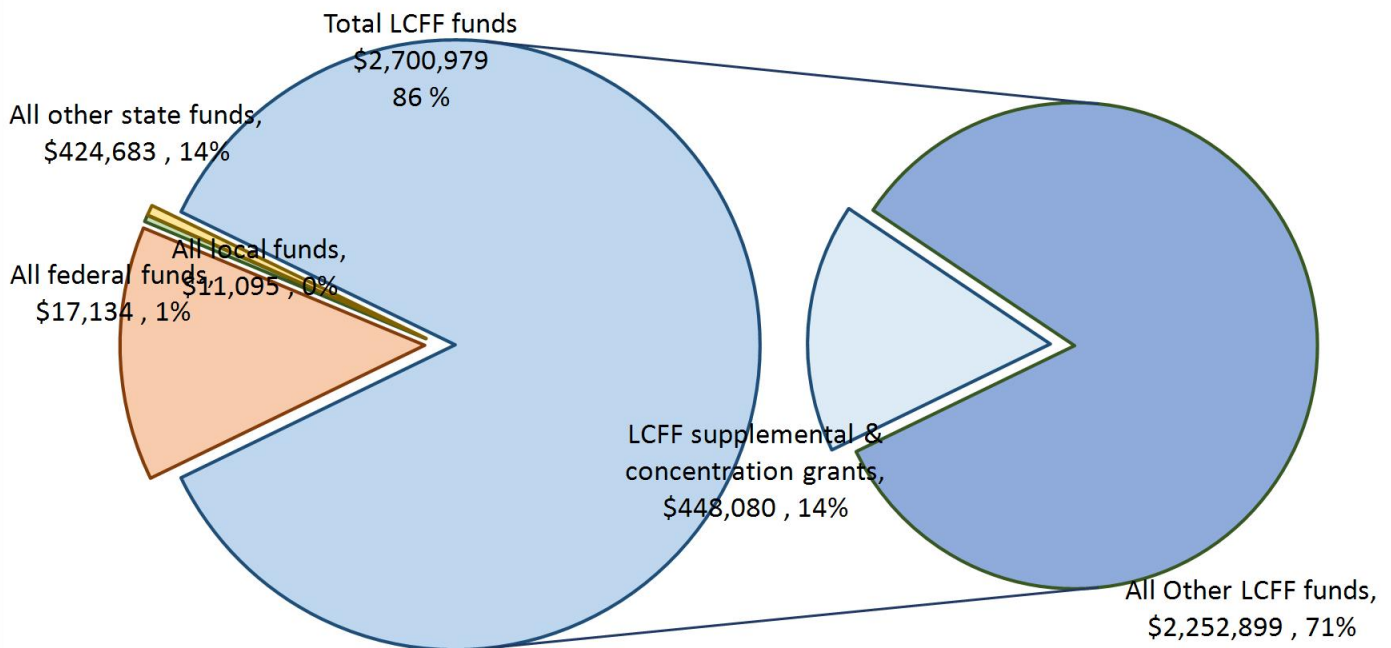
LCFF Budget Overview for Parents

Local Educational Agency (LEA) Name: Science and Technology Academy at Knights Landing
CDS Code: 57727100121749
School Year: 2024-25
LEA contact information:
Maria Martinez
Principal
maria.martinez@wjUSD.org
530-735-6435

School districts receive funding from different sources: state funds under the Local Control Funding Formula (LCFF), other state funds, local funds, and federal funds. LCFF funds include a base level of funding for all LEAs and extra funding - called "supplemental and concentration" grants - to LEAs based on the enrollment of high needs students (foster youth, English learners, and low-income students).

Budget Overview for the 2024-25 School Year

Projected Revenue by Fund Source

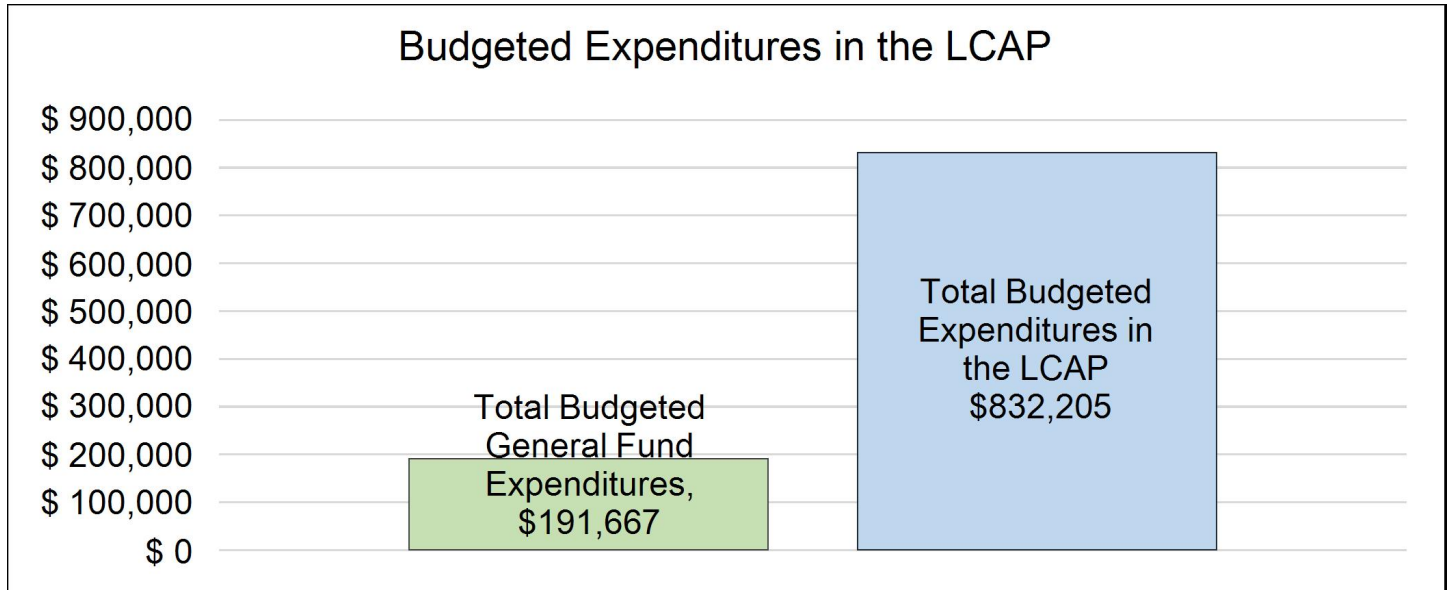


This chart shows the total general purpose revenue Science and Technology Academy at Knights Landing expects to receive in the coming year from all sources.

The text description for the above chart is as follows: The total revenue projected for Science and Technology Academy at Knights Landing is \$3,153,891, of which \$2,700,979 is Local Control Funding Formula (LCFF), \$424,683 is other state funds, \$11,095 is local funds, and \$17,134 is federal funds. Of the \$2,700,979 in LCFF Funds, \$448,080 is generated based on the enrollment of high needs students (foster youth, English learner, and low-income students).

LCFF Budget Overview for Parents

The LCFF gives school districts more flexibility in deciding how to use state funds. In exchange, school districts must work with parents, educators, students, and the community to develop a Local Control and Accountability Plan (LCAP) that shows how they will use these funds to serve students.



This chart provides a quick summary of how much Science and Technology Academy at Knights Landing plans to spend for 2024-25. It shows how much of the total is tied to planned actions and services in the LCAP.

The text description of the above chart is as follows: Science and Technology Academy at Knights Landing plans to spend \$191,667 for the 2024-25 school year. Of that amount, \$832,205.00 is tied to actions/services in the LCAP and \$-640,538 is not included in the LCAP. The budgeted expenditures that are not included in the LCAP will be used for the following:

The majority of staffing costs for certificated and classified positions are not included in the Local Control and Accountability Plan as well as operating budget for transportation, maintenance and utilities.

Increased or Improved Services for High Needs Students in the LCAP for the 2024-25 School Year

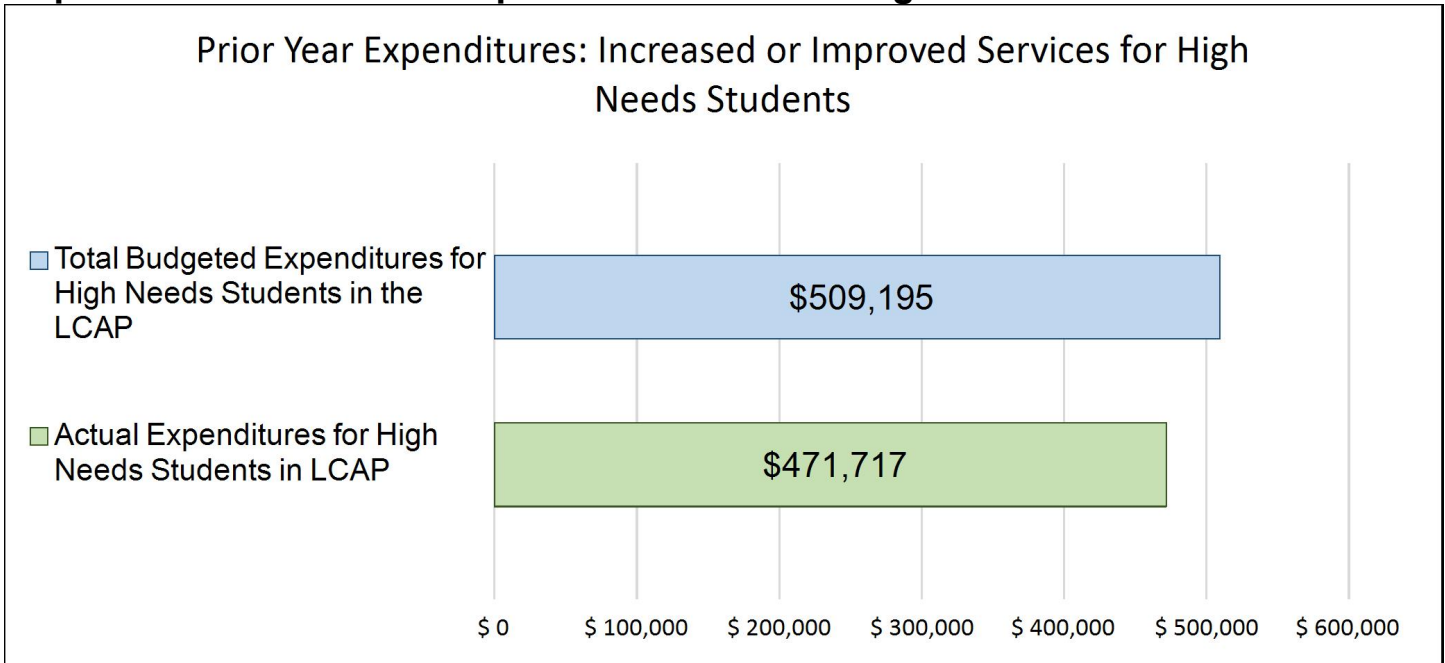
In 2024-25, Science and Technology Academy at Knights Landing is projecting it will receive \$448,080 based on the enrollment of foster youth, English learner, and low-income students. Science and Technology Academy at Knights Landing must describe how it intends to increase or improve services for high needs students in the LCAP. Science and Technology Academy at Knights Landing plans to spend \$390,450 towards meeting this requirement, as described in the LCAP.

To meet the needs of our high needs students, we have added more Actions that will increase or improve services for high needs students. These include: more Professional Development that target our foster youth, low-income and EL learners. We plan to continue with the Personalize Learning Plans (PLPs) that looks at the individual student and their needs. In addition, we will be providing Expanded Learning After School program that specifically targets our high needs students and will be hiring a teacher to implement

the Visual and Performing Arts standards.

LCFF Budget Overview for Parents

Update on Increased or Improved Services for High Needs Students in 2023-24



This chart compares what Science and Technology Academy at Knights Landing budgeted last year in the LCAP for actions and services that contribute to increasing or improving services for high needs students with what Science and Technology Academy at Knights Landing estimates it has spent on actions and services that contribute to increasing or improving services for high needs students in the current year.

The text description of the above chart is as follows: In 2023-24, Science and Technology Academy at Knights Landing's LCAP budgeted \$509,195 for planned actions to increase or improve services for high needs students. Science and Technology Academy at Knights Landing actually spent \$471,716.50 for actions to increase or improve services for high needs students in 2023-24.

The difference between the budgeted and actual expenditures of \$-37,478.5 had the following impact on Science and Technology Academy at Knights Landing's ability to increase or improve services for high needs students:

The difference between the budgeted and the actual expenditures of \$37,478 had a minimal impact on Sci-Tech ability to increase or improve services for high needs students and was due to expected cost not being realized in the estimated actuals. The difference had no impact on implementation of the services for high need students.